

22



LANTAP

Primus Epic LAN Interface Kit

Instructions



For this manual and other information See:
<http://www.icsaero.com/ICS/html/lantap.html>



10 801 North 24th Ave. Suite 103, Phoenix, AZ 85029
602-861-6984 Voice 602-588-9440 FAX
WWW.ICSAERO.COM


Innovative High Tech Solutions and Support for Leading Edge Aerospace Companies

The LANTAP Adapter is a very simple and easy to use solution for connecting a standard 10/100/1000BaseT Ethernet bus to the Primus EPIC LAN.


Please make sure that your computer is powered on and running.

Cable Connection

On the BNC side of the LANTAP, make sure that the COAX, T, and Terminator are connected as shown:



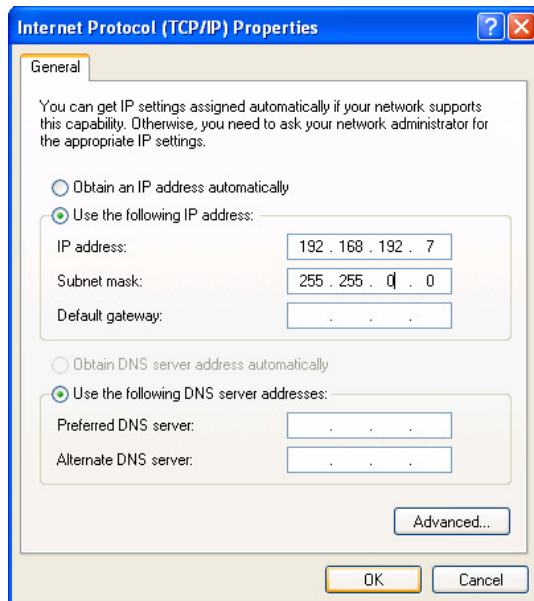
On the opposite end, plug one end of the USB cable into the port marked USB on the LANTAP, and the other end into your computer.



Diagnostic LED, 10/100/1000
Link. Light Green / Flashing
Green with 10/100/1000BaseT
activity. RED on collisions be-
tween 10/100/1000 and 10Base2

Diagnostic LEDs, 10Base2
Activity Yellow Flashing on
Activity

Next plug your RJ-45 network cable (shown below) into the LANTAP port marked 10baseT Ethernet. Plug the other end of this network cable into the network port of you computer.



Please make sure you have the correct IP address and subnet mask setup on the network interface you connected the LANTAP Adapter to. You may need to contact your system administrator, or vendor.



10 801 North 24th Ave. Suite 103, Phoenix, AZ 85029
602-861-6984 Voice 602-588-9440 FAX
WWW.ICSAERO.COM

Innovative High Tech Solutions and Support for Leading Edge Aerospace Companies

Priced at: \$490.00 U.S. Dollars

Visa, Master Card, AMX and Discover Accepted
As well as Wire Transfers

NET terms on approved credit.

For more information or sales contact:

Innovative Control Systems, Inc.
10801 N. 24th Ave. Suite 103.
Phoenix, AZ 85029 U.S.A.

+01 602-861-6984 Voice
+01 602-588-9440 FAX

www.ICSAERO.com
Sales@ICSAERO.com

